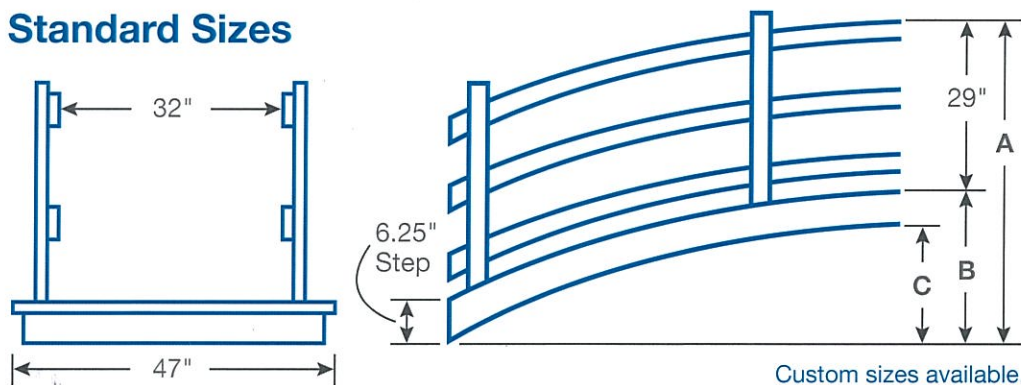


Specifications

- Bridges feature smooth, sanded finish for weather resistance and durability.
- Bridges available with sealer or painted.
- Hand-crafted with selected cuts of #1 pressure-treated southern yellow pine.
- Harmless to pets and plants.
- Double kiln dried.
- Three styles of railing available for bridges.
- Japanese railing is 10" high.
- Standard bridge width is 32" inside and 47" outside.
- Narrow bridge width is 21" inside and 31" outside.
- Wider-than-standard bridges available in 1" increments.
- Laminated beam style is for bridges over 20'.
- Approximately 10% incline on bridge floor.
- Weight limit on regular and wide bridges is 1,000 lbs.
- Weight limit on narrow bridges is 500 lbs.
- Weight limit on bridge should not exceed 25 lb. per square foot.
- Custom bridges available built to your specifications.
- Can be ADA approved if required.
- Bridge designs are subject change without notice.
- Bridges designed for pedestrian traffic. Stronger bridges can be made for motorized traffic.

Standard Sizes



Bridge Length	4'	6'	8'	10'	12'	14'	16'	18'	20'
A Total Height of Bridge to top of post	42"	46"	51"	52"	54"	54"	56"	65"	67"
B Clearance at Arch to top of flooring	9"	11"	17"	18"	20"	22"	24"	28.5"	30"
C Clearance at Arch to bottom of flooring	2"	4"	8.5"	10"	12"	14"	16"	18"	20"

Stains



Golden Oak




Natural Cedar



Pecan

Custom stains or paint available.


Actual stain color may vary from printed brochure.




We offer our bridges stained with wood sealer to help prevent the effects of aging and splitting. We also offer painted bridges.




Vinyl Madison Spindles



Wood Victorian Spindles



Vinyl Victorian Spindles



Wood Colonial Spindles

Vinyl Railing Colors




White

Almond




Clay




Black

EverGrain Composite Decking Colors



Gray



Redwood



Weathered Wood



Wood Rail